

# FORT MORGAN MOSQUITO CONTROL PROGRAM

MONTHLY REPORT: MAY/JUNE 2020

VECTOR DISEASE CONTROL INTERNATIONAL

## Contact VDCI:

**Nicholas Bates**  
Program Manager  
303-428-5908

**E-Mail:**  
[nbates@vdc.net](mailto:nbates@vdc.net)

**Website:**  
[www.vdc.net/colorado](http://www.vdc.net/colorado)

**Main Office:**  
Toll Free:  
(877) 276-4306

VDCI Address:

7000 North Broadway  
Suite 108  
Denver, CO 80221

## May/June

The average temperature for May was 59.6 degrees F, which is 2.5 degrees above normal. There were two days in the month in which the temperature reached or exceeded the 90-degree mark. Denver received 1.65 inches of precipitation, 0.47 inches below the monthly average of 2.12 inches.

The average temperature for June was 71.2 degrees F, which is 3.6 degrees above normal. There were 17 days during the month in which the temperature reached or exceeded the 90-degree mark. The warmest temperature of 96 degrees occurred 4 times. Precipitation was at 0.71 inches, which is 1.27 inches below the normal. There were 7 days with measurable precipitation.

## West Nile Virus

No cases of human West Nile Virus were reported in June in Colorado.

## Larval Control

Larval inspections commenced in June with a total of 95 site inspections for a total of 2.2 acres treated.

## Adult Control Operations/Surveillance

No adulticide applications took place in June.

Surveillance traps collected a total 190 mosquitoes in June with 75% of the *Aedes* species and 20% of the *Culex* species.



# Larval Data - Summary

Start Date: 05/01/2020    End Date: 06/30/2020

Fort Morgan, CO

	Total Site Inspections	Wet Sites	% Wet	Sites Treated	Percentage Breeding*	Acres Treated
FM 0002	5.0	5.0	100.0%	0.0	0.0%	0.0
FM 0004	6.0	6.0	100.0%	0.0	0.0%	0.0
FM 0005	3.0	3.0	100.0%	1.0	33.3%	0.2
FM 0006	5.0	5.0	100.0%	1.0	20.0%	0.0
FM 0007	4.0	0.0	0.0%	0.0	0.0%	0.0
FM 0008	5.0	3.0	60.0%	0.0	0.0%	0.0
FM 0009	4.0	4.0	100.0%	0.0	0.0%	0.0
FM 0022	5.0	3.0	60.0%	1.0	33.3%	0.3
FM 0043	5.0	1.0	20.0%	0.0	0.0%	0.0
FM 0044	3.0	2.0	66.7%	0.0	0.0%	0.0
FM 0050	6.0	5.0	83.3%	1.0	20.0%	0.0
FM 0065	6.0	5.0	83.3%	2.0	40.0%	0.3
FM 0111	6.0	6.0	100.0%	3.0	50.0%	0.4
FM 0120	6.0	3.0	50.0%	3.0	100.0%	0.8
FM 0204	4.0	4.0	100.0%	0.0	0.0%	0.0
FM 0205	6.0	5.0	83.3%	0.0	0.0%	0.0
FM 0206	5.0	5.0	100.0%	0.0	0.0%	0.0
FM 0207	6.0	6.0	100.0%	0.0	0.0%	0.0
FM 0288	5.0	2.0	40.0%	1.0	50.0%	0.1
	<b>95.0</b>	<b>73.0</b>	<b>76.8%</b>	<b>13.0</b>	<b>17.8%</b>	<b>2.2</b>



# Adult Trap Data - Detail

Start Date: 05/01/2020 End Date: 06/30/2020

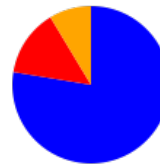
Fort Morgan, CO

Trap #	Date	Species	Count	Percent
FM-01	CDC Light Trap	Fort Morgan NW - Riverside Cemetery		
		06/04/2020	No Mosquitoes	0 0.0%
		06/11/2020	Culex tarsalis	2 25.0%
		06/18/2020	No Mosquitoes	0 0.0%
		06/25/2020	Aedes dorsalis	5 62.5%
		06/25/2020	Aedes melanimon	1 12.5%
		<b>Total</b>		



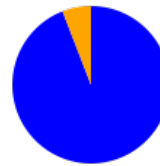
- Aedes-Oc
- Anopheles
- Culex
- Culiseta
- Other

Trap #	Date	Species	Count	Percent
FM-02	CDC Light Trap	Fort Morgan SW - Brendy Joy Park		
		06/04/2020	Aedes dorsalis	1 1.7%
		06/04/2020	Aedes increpitus	1 1.7%
		06/04/2020	Aedes vexans	7 12.1%
		06/04/2020	Culiseta inornata	1 1.7%
		06/11/2020	Aedes dorsalis	1 1.7%
		06/11/2020	Aedes vexans	5 8.6%
		06/11/2020	Culiseta inornata	2 3.4%
		06/18/2020	No Mosquitoes	0 0.0%
		06/25/2020	Aedes dorsalis	9 15.5%
		06/25/2020	Aedes nigromaculis	1 1.7%
		06/25/2020	Aedes vexans	20 34.5%
		06/25/2020	Culex tarsalis	8 13.8%
		06/25/2020	Culiseta inornata	2 3.4%
		<b>Total</b>		



- Aedes-Oc
- Anopheles
- Culex
- Culiseta
- Other

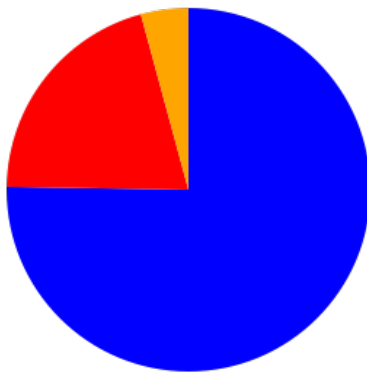
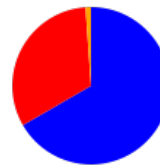
Trap #	Date	Species	Count	Percent
FM-03	CDC Light Trap	Fort Morgan SW Jaycee Park		
		06/04/2020	Aedes dorsalis	2 5.9%
		06/04/2020	Aedes increpitus	1 2.9%
		06/04/2020	Aedes vexans	11 32.4%
		06/11/2020	Aedes increpitus	1 2.9%
		06/11/2020	Aedes vexans	4 11.8%
06/11/2020	Culiseta inornata	1 2.9%		



- Aedes-Oc
- Anopheles
- Culex
- Culiseta
- Other

Trap #	Date	Species	Count	Percent
	06/18/2020	<i>Aedes vexans</i>	1	2.9%
	06/18/2020	<i>Culiseta inornata</i>	1	2.9%
	06/25/2020	<i>Aedes dorsalis</i>	12	35.3%
		<b>Total</b>	<b>34</b>	

FM-04	CDC Light Trap	Fort Morgan NE - United Presbyterian Church		
	06/04/2020	<i>Aedes dorsalis</i>	9	10.0%
	06/04/2020	<i>Aedes vexans</i>	27	30.0%
	06/04/2020	<i>Culex tarsalis</i>	8	8.9%
	06/11/2020	<i>Aedes dorsalis</i>	1	1.1%
	06/11/2020	<i>Aedes vexans</i>	2	2.2%
	06/11/2020	<i>Culex tarsalis</i>	14	15.6%
	06/18/2020	<i>Culex tarsalis</i>	5	5.6%
	06/18/2020	<i>Culiseta inornata</i>	1	1.1%
	06/25/2020	<i>Aedes dorsalis</i>	6	6.7%
	06/25/2020	<i>Aedes vexans</i>	15	16.7%
	06/25/2020	<i>Culex tarsalis</i>	2	2.2%
		<b>Total</b>	<b>90</b>	



		TOTAL	%
<span style="color: blue;">■</span>	<i>Aedes-Oc</i>	143	75.3%
<span style="color: yellow;">■</span>	<i>Anopheles</i>	0	0.0%
<span style="color: red;">■</span>	<i>Culex</i>	39	20.5%
<span style="color: orange;">■</span>	<i>Culiseta</i>	8	4.2%
<span style="color: green;">■</span>	<i>Other</i>	0	0.0%

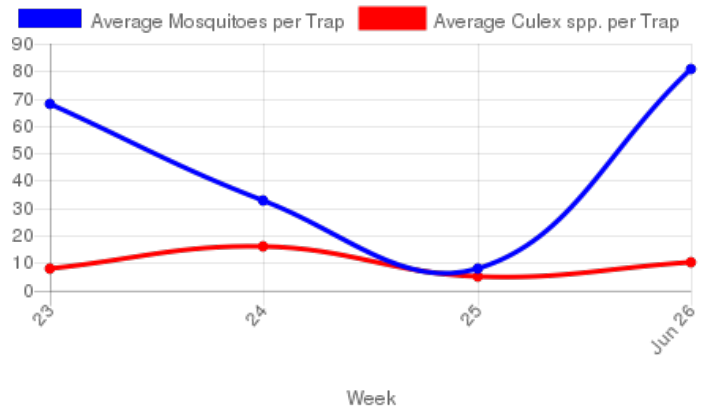
# 2020 Fort Morgan, CO Trap Composite Data

Total number of trap/nights set: 16  
 Total number of mosquitoes collected: 190.0  
 Average mosquitoes per trap/night: 11.9  
 Average Culex per trap/night: 2.4

## Species collected and abundance:

<i>Aedes dorsalis</i>	46.0	24.2%
<i>Aedes increpitus</i>	3.0	1.6%
<i>Aedes melanimon</i>	1.0	0.5%
<i>Aedes nigromaculis</i>	1.0	0.5%
<i>Aedes vexans</i>	92.0	48.4%
<i>Culex tarsalis</i>	39.0	20.5%
<i>Culiseta inornata</i>	8.0	4.2%

## Seasonality



## Genus Proportions:

Genus	Number	Percent of Total
<i>Aedes/Ochlerotatus</i>	143	75.3%
<i>Anopheles</i>	0	0.0%
<i>Culex</i>	39	20.5%
<i>Culiseta</i>	8	4.2%
Other	0	0.0%

